

VIRTUAL ENSEMBLE MUSICIAN INSTRUCTIONS

WHAT YOU WILL NEED:

- YOU'LL NEED 2 DEVICES. YOUR PHONE, AND EITHER A TABLET OR COMPUTER.
- A SET OF EARBUDS/HEADPHONES
- MUSIC AND INSTRUMENTS
- LINK TO GUIDE TRACK.

BEFORE RECORDING:

- PRACTICE, PRACTICE, PRACTICE! KNOW THE SONG (WELL) BEFORE RECORDING.
- BE SURE TO PRACTICE ALONG WITH THE GUIDE TRACK A FEW TIMES IN ADDITION TO ANY INDIVIDUAL PRACTICE YOU MAY NEED.

FILMING SETUP:

- FIND A QUIET PLACE TO RECORD - A SMALL ROOM, OR EVEN A CLOSET WORKS WELL TO HELP AVOID A LOT OF AMBIENT NOISE. TURN OFF ANY FANS OR ANYTHING ELSE THAT MAKES NOISE.
- CHOOSE THE DEVICE WITH THE BEST/NEWEST CAMERA. THIS IS OFTEN THE REAR-FACING CAMERA ON YOUR CELL PHONE.
- MAKE SURE YOUR PHONE IS IN **LANDSCAPE (HORIZONTAL)**, NOT PORTRAIT (VERTICAL) ORIENTATION!
- FILM AGAINST A NEUTRAL BACKGROUND. LIGHT COLOR SOLID WALLS OR CURTAINS WORK BEST.
- MAKE SURE YOUR FACE IS WELL LIT.
 - TIP: GRAB A DESK LAMP AND SHINE IT IN YOUR DIRECTION, STAND FACING A WINDOW, ETC.
 - AVOID FILMING WITH A WINDOW BEHIND YOU - THIS HAS A TENDENCY TO CAUSE LIGHTING PROBLEMS.
 - DO A TEST TO MAKE SURE YOU ARE NOT TOO BRIGHT OR THAT THE VIDEO LOOKS WASHED OUT.
- NEXT, PROP YOUR CAMERA UP ON A STACK OF BOOKS, TABLE, WHATEVER WORKS SO THAT THE CAMERA IS FACING YOU, IN LANDSCAPE/HORIZONTAL ORIENTATION AT ABOUT FACE LEVEL APPROXIMATELY 3-4 FEET AWAY FROM YOU. ALSO MAKE SURE THAT THE MICROPHONE ON YOUR PHONE IS NOT BLOCKED OR COVERED SO THAT THE AUDIO RECORDED IS CLEAR.
 - TIP: AVOID HAVING YOUR PHONE TOO FAR BELOW YOUR EYE LINE, AS THAT CREATES THE RATHER UNFLATTERING DOUBLE CHIN LOOK OR LOOK LIKE THE CAMERA IS SHOOTING UP YOUR NOSE! SET IT UP SO YOU'RE LOOKING EITHER STRAIGHT AHEAD OR EVEN SLIGHTLY UPWARD INTO YOUR PHONE'S CAMERA.
- MINIMIZE/HIDE THE EAR BUD CORD AS MUCH AS POSSIBLE.

PERFORMANCE TIPS:

- DRESS THE PART. DARK SOLID TOPS, NOTHING WITH BRIGHT PATTERNS OR LOGOS. MAKE SURE YOU CONTRAST WELL AGAINST THE BACKGROUND OF YOUR RECORDING.
- DO NOT FEAR THE RED LIGHT OF RECORDING! SING/PLAY WITH GOOD, CONFIDENT TONE FOLLOW DYNAMICS JUST AS YOU WOULD IN A LIVE SETTING.

PERFORMANCE TIPS (CONT.):


- BE FACIALLY EXPRESSIVE FOR THE CAMERA.
- WHILE YOU CAN GLANCE AT YOUR MUSIC AS NEEDED, SPEND MOST OF YOUR TIME LOOKING UP AND OUT AT THE CAMERA AS IF YOU WERE LOOKING AT YOUR CONDUCTOR. ALSO MAKE SURE TO LOOK AT THE ACTUAL CAMERA LENS AND NOT YOURSELF ON THE SCREEN IF POSSIBLE.
- FOR THE PARTS WHERE YOU ARE NOT SINGING OR PLAYING, YOU'LL CONTINUE RECORDING, AND JUST WAIT QUIETLY FOR YOUR NEXT ENTRANCE (AS YOU WOULD IN A PERFORMANCE!)
- HOLD A PLEASANT POSE AT THE END UNTIL THE VIDEO TRACK INSTRUCTS YOU TO STOP RECORDING. DO NOT TURN YOUR RECORDING OFF EARLY.
- DO NOT STOP THE RECORDING UNTIL THE GUIDE TRACK IS COMPLETELY FINISHED

REVIEW YOUR WORK:


- NO MATTER HOW UNCOMFORTABLE THIS MAY BE, LISTEN AND WATCH YOUR VIDEO BEFORE YOU SUBMIT. PAY ATTENTION TO:
 - MUMBLING WORDS
 - LOUD PAGE TURNS
 - CLEARING OF THROAT DURING NON-SINGING SECTIONS.
 - CHECK YOUR BACKGROUND
 - CHECK LEVEL OF CAMERA.
 - IS YOUR FACE BEING BLOCKED BY YOUR MUSIC/FOLDER?
 - DO NOT SPEAK ON YOUR RECORDING.
 - ARE YOU BREATHING IN THE CORRECT SPOTS?
 - LISTEN FOR AUDIO BLEED-OVER FROM YOUR GUIDE TRACK.
 - LISTEN FOR AUDIO DISTORTION IN HIGH OR LOUD MOMENTS IN THE MUSIC.
 - LISTEN FOR BACKGROUND NOISE LIKE TRAINS, DOGS, CATS, COMPUTER FAN NOISE, ETC.
- THIS DOES NOT NECESSARILY NEED TO BE PERFECT, BUT YOU SHOULD TAKE PRIDE IN YOUR PERFORMANCE AND SUBMISSION.
- YOUR DIRECTOR WILL REVIEW YOUR VIDEO AND WILL ASK YOU TO RE-DO IT IF THERE ARE ANY PROBLEMS.


UPLOAD YOUR VIDEO!:

- CLICK ON THE FILE REQUEST LINK PROVIDED BY YOUR TEACHER OR DIRECTOR.
- CLICK "CHOOSE FILES". CLICK ON YOUR VIDEO.
- IN THE NAME FIELD PLEASE LABEL YOUR VIDEO AS "VOICE PART_LAST NAME".
 - EXAMPLE: TENOR_SMITH (SEE EXAMPLE BELOW)
- ALSO PUT IN AN EMAIL ADDRESS
- CLICK UPLOAD.
- LET YOUR TEACHER KNOW YOU HAVE UPLOADED YOUR VIDEO AND AWAIT ANY REVISION INSTRUCTIONS FROM THEM. CONGRATS ON COMPLETING PROCESS

Main Office Productions sent you this request 

**LAF Evry Time I Feel The
Spirit Virtual Choir-Lafayette
HS**

 IMG_0402.MP4

 Add more files

Your name

Your email address

Upload